



Report to: STAR Joint Committee
Date: 17th December 2019
Report for: Information & discussion
Report from: Nichola Cooke, Assistant Director

Report Title

5-STAR 2019/20 Q2 Progress report

Summary

The purpose of this report is to:

- Inform STAR Joint Committee the Quarter 2 performance measures of STAR Procurement

Recommendations

The recommendation of this report is that the Joint Committee:

- Note the content of the report and discuss the performance to the end of Quarter 2 for 2019/20
- To agree the reporting of progress against Partner targets

Contact person for access to background papers and further information:

Name: Nichola Cooke
Phone: 07711 454555




Background




Financial Impact:	Savings secured
Legal Impact:	No legal challenges to report
Human Resources Impact:	None
Asset Management Impact:	None
E-Government Impact:	None
Risk Management Impact:	No significant risks to report
Health and Safety Impact:	None

Consultation

No public consultation required

1. 5-STAR Q2 KPI Progress Report 19/20

Measure	Q1	Q2	RAG Rating	Comments	Annual Target
Commercial					
Ratified Savings	£1,278,335	£3,691,224		This figure is above the Q2 target Includes: - £637,317 rollover savings from 2018-19 and - £251,388 - cost avoidance savings from this year	Year £5,200,000 Q2 £2,780,947
Income secured	£59,800	£144,559		Actual Income Received £32,904 Additional Income Secured for payment in this F/Y (excluding Income Received) £111,655 Total Income Secured for payment in this F/Y (Actual + Additional) £144,559	Year - £150,000
Communities					
Average Social Value weighting (above £25k and below OJEU limits)	15%	17%		Not on target this quarter but 2% up on last quarter. Increasing use of Social Value Portal and training with Partners will help this to increase next Quarter	20%

Average Social Value weighting (above OJEU limits)	14%	13.8%		Nearly reached target this Quarter. Increasing use of Social Value Portal and training with Partners will help this to increase next Quarter	15%
% of contracts let with a Social Value KPI	57%	53.6%		Not on target this quarter but on track to deliver with an upward trajectory from last financial year. This is lower than last quarter due to changes in the way we record data within the contracts registers and new work plans. Having discussions with SV Portal about how to address nil responses from suppliers on Social Value	75%
Compliance					
Number of legal challenges	0	0		On target	0

2. 5 STAR Q2 Procurement Worth Progress Report

Measure	Q1 Figures and comments	Q2 Figures and comments
Commercial		
Non ratified savings	£157,775	£167,414
Cost avoidance savings	£222,667	£222,667

Procurement activity	54 contracts started in Q1 (including exemptions)	178 contracts started in Qs 1 & 2		
Communities				
Employment opportunities	7 local employment opportunities worth circa £87,500	22 local employment opportunities worth circa £275,000		
Apprentice and training opportunities	2 apprenticeship and training opportunities worth circa £13,600	43 apprenticeship and training opportunities worth circa £292,400		
Increase in GM Spend	Currently reported annually	Currently reported annually		
TOMs achieved through procurement	Item	Q1	Q2	Accumulative
	No. of tenders awarded through the SV portal:	5	15	20
	No. of GM Suppliers Awarded Contract	3	12	15
	% No. of GM Suppliers Awarded Contract	60.00%	80.00%	75
	No. of tenders through the SV portal (Live and complete):	50	49	99
	Total contract values awarded through the portal:	£ 8,570,004.00	£ 52,109,378.00	£ 60,679,382.00
	Total committed/unlocked SV:	£3,116,407.00	£10,822,033.00	£ 13,938,440.00
	Social Value Increase from Previous Quarter	N/a	28.80%	
	Social Value Against Contract Value (%)	36.36%	20.77%	22.80%
	No. supplier organisations engaged with (bidders):	128	148	276
	No. local Bidders	50	60	110
	% Local Bidders	39%	40.50%	39.80%
No. social enterprise Bidders	1	2	3	

	No. voluntary/charity/community groups Bidders	15	20	35 or 9.75% of total bidders
		Total - SV per Theme Breakdown		Target £ SV
		Employment & Skills (JOBS)		£11,599,416
		Responsible, Regional Business Growth (GROWTH)		£2,083,780
		Improved Social & Community Benefits (SOCIAL)		£29,894
		Better Environment (ENVIRONMENT)		£104,971
		Social Innovation (INNOVATION)		£98,017
				£13,916,078

Collaboration

Number of SLAs	<p>4 SLA's secured:</p> <ul style="list-style-type: none"> - Shared Service Review for Basildon Council through LGA Shared Service Expert Programme - NW Libraries Consortium (Until August 2019) - GM Health & Social Care Partnership – Healthy Schools - Totally Local Company 	<p>Fulfilled SLAs: 2:</p> <ul style="list-style-type: none"> • Stockport Council, For: NW Libraries Consortium (ended Aug 2019) • Basildon <p>Additional Secured SLAs: 5:</p> <ul style="list-style-type: none"> • TLC • GMHSCP • Sandwell Council • GMCA x 2 <p>Total SLAs: 7</p>
----------------	---	--

Number of live collaborative contracts categorised	35 contracts awarded 4 Collaborative - 1 STAR Collaboration - 3 Greater Manchester	57 contracts - 20 AGMA - 7 GMCA - 4 Libraries consortium - 18 STAR collaboration - 8 STAR external partner collaboration
Compliance		
Number of exemptions and modifications split by service area	See Appendix 2	See Appendix 1
Stakeholder training	9 events 127 attendees	16 events with 172 attendees
CPD STAR team	113 hours of training completed including Collaborative Business Management, GDPR: New data law Protection, communication skills, professional coaching and growing your team	129.5 hours of training completed including freedom of information, exemptions and modifications and suicide prevention
Champions		
Good news from the month about where we are championing STAR	Our Assistant Director Nichola Cooke took part in a panel discussion on collaboration and presented on Innovation in Procurement at Public Sector Solutions Expo. This then	We received this feedback from Shelley Heckman (Acting Director, I-Network) this quarter: "Honestly, I have to say that our confidence in procurement support is through the roof now that we're supported by STAR." Since STAR came to Tameside, the level of all round procurement advice and support has been phenomenal. Processes have been simplified, access to expertise is easier,

	<p>featured in CIPS Supply Management news in June.</p> <p>Nichola and Lorraine also spoke at the GM Commissioning Academy and were very well received.</p> <p>Daniel Hart and Natalie McCarthy were complimented by Paul James (Chief Digital officer, Trafford Council) for their work on a Microsoft tender which had very short timescales.</p>	
Social media reach	<p>49,000 Twitter impressions 17,216 website views</p> <p>26 company details forms completed this quarter using the new Sharpspring software.</p>	<p>20,200 Twitter impressions 14,944 website views</p> <p>292 Form submissions on the STAR website generating 233 unique leads</p>

3. **Recommendations**

It is recommended that STAR Joint Committee:

- 3.1. Note the content and discuss the performance to the end of Quarter 2 for 2019/20.

Appendix 1: Number of exemptions and modifications split by service area

Q2	Adults services	Children's services	Public health	Property services	Highways services	ICT	Consultancy	HR & Audit	Other	Total
Exemptions	7	2	9	1	1	9	2	3	15	49
Modifications	15	3	0	3	0	8	0	0	11	40
Totals	22	5	9	4	1	17	2	3	26	89

N.B. The exemptions figures are only for live and completed contracts

Appendix 2: Number of exemptions and modifications split by service area

Q1	Adults services	Children's services	Public health	Property services	Highways services	ICT	Consultancy	HR & Audit	Other	Total
Exemptions	0	2	0	0	0	14	3	5	3	27
Modifications	9	1	0	0	0	9	0	0	2	21
Totals	9	3	0	0	0	23	3	5	5	48

N.B. The exemptions figures are for all status types